



	12,677,328,166.09		10,172,481,442.39	24.62%
	4,258,543,358.59		2,471,806,103.03	72.28%
	814,736,284.51	137.67%	2,585,085,586.98	117.97%
	29,601,954.54	77.59%	113,741,378.61	231.52%
	27,448,927.10	939.91%	80,506,625.22	2,863.11%
	19,940,783.73	119.98%	-130,732,546.15	55.51%
/	0.0392	77.38%	0.1506	231.72%
/	0.0392	77.38%	0.1506	231.72%
	1.20%	0.51%	4.50%	3.07%

	-503,062.42	
	43,695,889.64	
	-4,347,843.54	
	5,678,626.03	
	-68,395.74	
	33,234,753.39	--

1

1

1

10

			80,634			0
10						
		26.69%	201,613,140	151,209,855		200,595,600
		3.97%	30,000,000	0		
		1.46%	11,036,700	0		
		0.68%	5,172,120	0		5,157,904
		0.52%	3,937,500	0		3,937,500
		0.49%	3,675,230	0		
		0.47%	3,574,300	0		
		0.27%	2,067,592	0		
		0.22%	1,657,900	0		
		0.19%	1,464,000	0		
10						
				50,403,285		50,403,285

	30,000,000		30,000,000
	11,036,700		11,036,700
	5,172,120		5,172,120
	3,937,500		3,937,500
	3,675,230		3,675,230
	3,574,300		3,574,300
	2,067,592		2,067,592
	1,657,900		1,657,900
	1,464,000		1,464,000

10

10

10

10

2
10

项目	期末或本期数	年初或上年同期数	增减额	增减幅度(%)	变动说明
货币资金	2,411,192,689.82	1,026,831,709.08	1,384,360,980.74	134.82	主要为收到非公开发行募集资金所致
一年内到期的非流动资产	90,476,488.70	63,529,042.88	26,947,445.82	42.42	主要为长期应收款转入一年内到期的非流动资产增加所致
其他流动资产	26,092,543.08	19,631,011.35	6,461,531.73	32.91	主要为待抵扣税金增加所致
长期应收款	113,113,429.17	84,109,564.66	29,003,864.51	34.48	主要为AVMAX销售飞机增加所致
长期股权投资	74,840,965.90	38,988,901.17	35,852,064.73	91.95	主要为增加对联营、合营企业投资所致
在建工程	72,840,548.70	25,367,792.87	47,472,755.83	187.14	主要为在建工程投入增加所致
预收款项	242,345,621.91	156,433,556.73	85,912,065.18	54.92	主要为收到客户预收款增加所致
应付职工薪酬	10,591,098.88	19,840,252.39	-9,249,153.51	-46.62	主要为发放上年年终奖所致
应交税费	3,035,892.00	1,111,111.11	1,924,780.89	173.24	主要为计提企业所得税增加所致
其他应付款	1,000,000.00	1,000,000.00	0.00	0.00	
长期应付款	89,590,093.55	51,073,473.02	38,516,620.53	75.42	主要为AVMAX收到客户长期预收款增加所致
股本	1,050,000,000.00	755,000,000.00	295,000,000.00	39.07	主要为非公开发行股票增加所致
资本公积	2,468,168,042.12	967,930,705.42	1,500,237,336.70	154.99	主要为非公开发行股票增加所致
营业收入	2,585,085,586.98	1,185,964,117.57	1,399,121,469.41	117.97	主要为工程机械和AVMAX收入所致
营业成本	1,699,352,804.48	836,736,194.24	862,616,610.24	103.09	主要为收入增加所致
税金及附加	21,452,291.43	11,619,518.75	9,832,772.68	84.62	主要为新增房产税和土地使用税等税金所致
管理费用	300,335,391.09	112,212,607.78	188,122,783.31	167.65	主要为新增合并AVMAX所致
财务费用	159,215,675.40	97,212,712.34	62,002,963.06	63.78	主要为欧元汇率上升AVMAX所致
资产减值损失	63,674,340.23	41,854,609.49	21,819,730.74	52.13	主要为应收账款坏账比例相应提高所致
营业外支出	7,138,422.29	13,943,691.42	-6,805,269.13	-48.81	主要为处置非流动资产损失减少所致
所得税费用	60,563,876.00	10,580,253.19	49,983,622.81	472.42	主要为本年利润增加所致

	2017 06 30	2017-033
Avmax Group Inc. 13.33%	2017 07 18	2017-036
	2017 10 12	2017-054

2017

2017

2017	150.00%		200.00%
2017	16,730.25		20,076.3
2016	6,692.1		
	avmax		

1

2017 09 30

	2,411,192,689.82	1,026,831,709.08
	141,266,748.60	186,558,343.83
	2,780,905,207.81	2,596,430,761.59
	320,456,811.07	252,119,315.45
	342,889.50	1,625,019.92
	175,641,530.98	182,001,789.94
	1,906,277,863.11	1,607,802,433.08
	116,690,302.04	
	90,476,488.70	63,529,042.88
	26,092,543.08	19,631,011.35
	7,969,343,074.71	5,936,529,427.12

	5,223,529.62	4,925,990.63
	113,113,429.17	84,109,564.66
	74,840,965.90	38,988,901.17
	3,806,223,809.20	3,414,929,388.22
	72,840,548.70	25,367,792.87
	441,937,982.42	484,431,635.31
	65,102,928.38	65,102,928.38
	28,016,744.30	23,807,809.18
	71,723,734.57	65,319,206.52
	28,961,419.12	28,968,798.33
	4,707,985,091.38	4,235,952,015.27
	12,677,328,166.09	10,172,481,442.39
	3,047,017,702.09	2,609,962,639.19
	906,941,313.79	935,406,208.31
	812,284,812.08	741,334,522.20
	242,345,621.91	156,433,556.73
	10,591,098.88	19,840,252.39
	24,165,880.33	65,047,562.52

	5,472,704.26	8,578,504.64
	377,211,658.83	281,729,883.98
	692,871,025.92	399,428,375.13
	6,118,901,818.09	5,217,761,505.09
	1,349,702,450.39	1,318,080,587.95
	83,530,693.58	51,073,473.61
	567,928.34	889,181.74
	220,577,306.99	232,019,662.52
	153,988,128.15	206,573,817.19
	1,808,366,507.45	1,808,636,723.01
	7,927,268,325.54	7,026,398,228.10
	1,056,068,465.00	755,325,000.00
	2,468,168,042.12	967,930,705.42
	-30,647,664.92	23,675,287.78
	19,315,026.69	17,444,498.74

	698,518,184.02	802,423,847.81
	72,781,132.20	25,308,376.37
	376,870,864.26	414,688,228.87
	1,048,801.69	1,343,755.54
	36,040,603.44	37,572,593.19
	22,798,800.00	22,798,800.00
	3,417,131,376.12	3,109,612,972.99
	10,023,355,718.05	7,711,646,760.58
	2,591,082,450.00	2,197,091,560.00
	906,941,313.79	935,406,208.31
	1,023,249,453.00	1,013,666,541.10
	75,079,379.86	62,208,521.24
	117,701.79	8,127,648.95
	5,234,636.01	24,234,449.97
	5,472,704.26	4,819,877.80
	240,273,341.95	204,198,160.56
	228,000,000.00	24,000,000.00
	5,075,450,980.66	4,473,752,967.93
	313,233,398.00	528,233,398.00

	567,928.34	567,928.34
	38,037,733.32	72,224,463.34
	351,839,059.66	601,025,789.68
	5,427,290,040.32	5,074,778,757.61
	1,056,068,465.00	755,325,000.00
	2,604,330,466.74	968,520,515.50
	12,033,411.14	10,102,029.15
	123,014,849.66	123,014,849.66
	800,618,485.19	779,905,608.66

	550,954,206.65	267,176,374.11

	29,601,954.54	16,668,821.03
	9,738,111.76	447,108.48
	-30,302,050.27	365,074.61
	-27,935,583.19	365,074.61
1.		
2.		
	-27,935,583.19	365,074.61
1.		
2.		
3.		
4.		
5.	-27,935,583.19	365,074.61
6.		
	-2,366,467.08	
	9,038,016.03	17,481,004.12
	1,666,371.35	17,033,895.64
	7,371,644.68	447,108.48
	0.0392	0.0221
	0.0392	0.0221

4

	505,820,952.60	287,997,111.38
	358,531,085.89	214,940,249.81
	3,844,527.15	5,411,309.78
	46,541,637.80	39,528,540.83
	39,661,035.02	32,703,757.76
	46,654,022.50	27,837,005.48
	-1,014,668.11	-7,394,831.41
	1,046,672.36	

2.		
1.		
2.		
3.		
4.		
5.		
6.		
	13,056,517.06	29,796,252.87

5

	2,585,085,586.98	1,185,964,117.57
	2,585,085,586.98	1,185,964,117.57
	2,390,605,582.05	1,217,492,883.76
	1,699,352,804.48	836,736,194.24

	21,452,291.43	11,619,518.75
	146,575,079.42	117,857,241.16
	300,335,391.09	112,212,607.78
	159,215,675.40	97,212,712.34
	63,674,340.23	41,854,609.49
	-167,935.27	30,637,391.16
	194,312,069.66	-891,375.03
	45,983,405.97	57,635,082.12
	1,204,549.90	247,201.75
	7,138,422.29	13,943,691.42
	1,707,612.32	4,937,556.08
	233,157,053.34	42,800,015.67
	60,563,876.00	10,580,253.19
	172,593,177.34	32,219,762.48
	113,741,378.61	34,309,360.43
	58,851,798.73	-2,089,597.95
	-71,768,240.70	-162,628.72
	-54,322,952.70	-162,628.72


1.		
2.		
	-54,322,952.70	-162,628.72
1.		
2.		
3.		
4.		
5.	-54,322,952.70	-162,628.72
6.		
	-17,445,288.00	
	100,824,936.64	32,057,133.76
	59,418,425.91	34,146,731.71
	41,406,510.73	-2,089,597.95
	0.1506	0.0454
	0.1506	0.0454



6

	1,673,449,402.48	1,121,785,774.20
	1,194,549,849.62	775,894,287.25

	17,511,058.04	10,606,296.56
	130,574,375.42	110,788,460.38
	100,725,649.82	94,368,820.97
	127,385,472.30	75,683,510.08
	26,975,568.43	32,209,617.39
	-167,935.27	30,637,391.16
	75,559,493.58	52,872,172.73
	43,537,017.88	55,016,365.03
	893,994.41	149,094.75
	3,376,587.80	8,609,159.04
	86,034.67	773.66
	115,719,923.66	99,279,378.72
	19,474,547.13	9,820,530.22
	96,245,376.53	89,458,848.50
1.		
2.		
1.		

2.		
3.		
4.		
5.		
6.		
	96,245,376.53	89,458,848.50





1

	1,518,010,364.00	1,597,249,508.78
	1,504,886,373.76	1,264,627,136.66
	154,401,425.48	133,489,385.08
	89,982,679.42	63,582,111.01
	119,448,613.33	95,919,117.09
	1,868,719,091.99	1,557,617,749.84
	-350,708,727.99	39,631,758.94
	1,280,000.00	
	48,000.00	815,296.00
	90,000,000.00	145,000,000.01
	91,328,000.00	145,815,296.01
	55,350,970.45	13,529,501.12
	42,453,800.00	901,771,803.83
	362,739,754.57	4,300,000.00
	460,544,525.02	919,601,304.95
	-369,216,525.02	-773,786,008.94
	1,939,013,416.24	
	1,698,804,880.50	2,002,220,660.00
	158,867,612.88	44,646,671.30
	3,796,685,909.62	2,046,867,331.30

	1,134,355,106.64	1,271,588,953.22
	182,612,446.45	75,980,507.25
	136,501,919.27	4,389,400.00
	1,453,469,472.36	1,351,958,860.47
	2,343,216,437.26	694,908,470.83
	3,989,680.94	-1,007,980.38
	1,627,280,865.19	-40,253,759.55
	442,342,471.45	456,405,107.93
	2,069,623,336.64	416,151,348.38